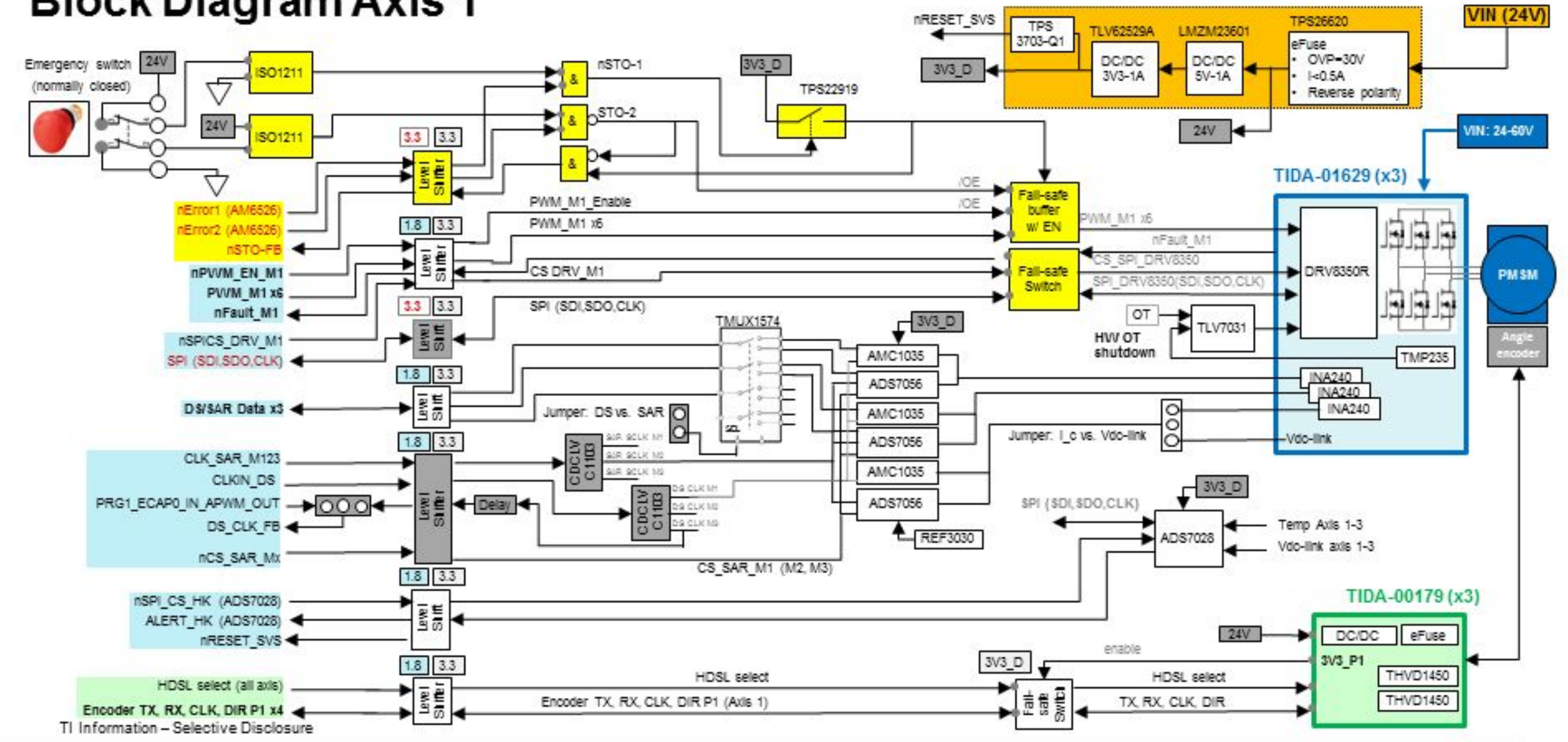


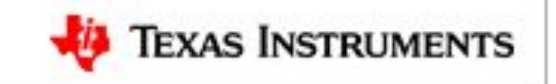
Revision History				
Rev	ECN #	Approved Date	Approved by	Notes
N/A	N/A	N/A	N/A	N/A

# TIDEP-01015 3-Axis Servo Drive with EtherCAT Block Diagram Axis 1

Safe torque off Inverter Bold: per axis  
Encoder Power Red: 3.3V I/O to AM6526



TI Information – Selective Disclosure

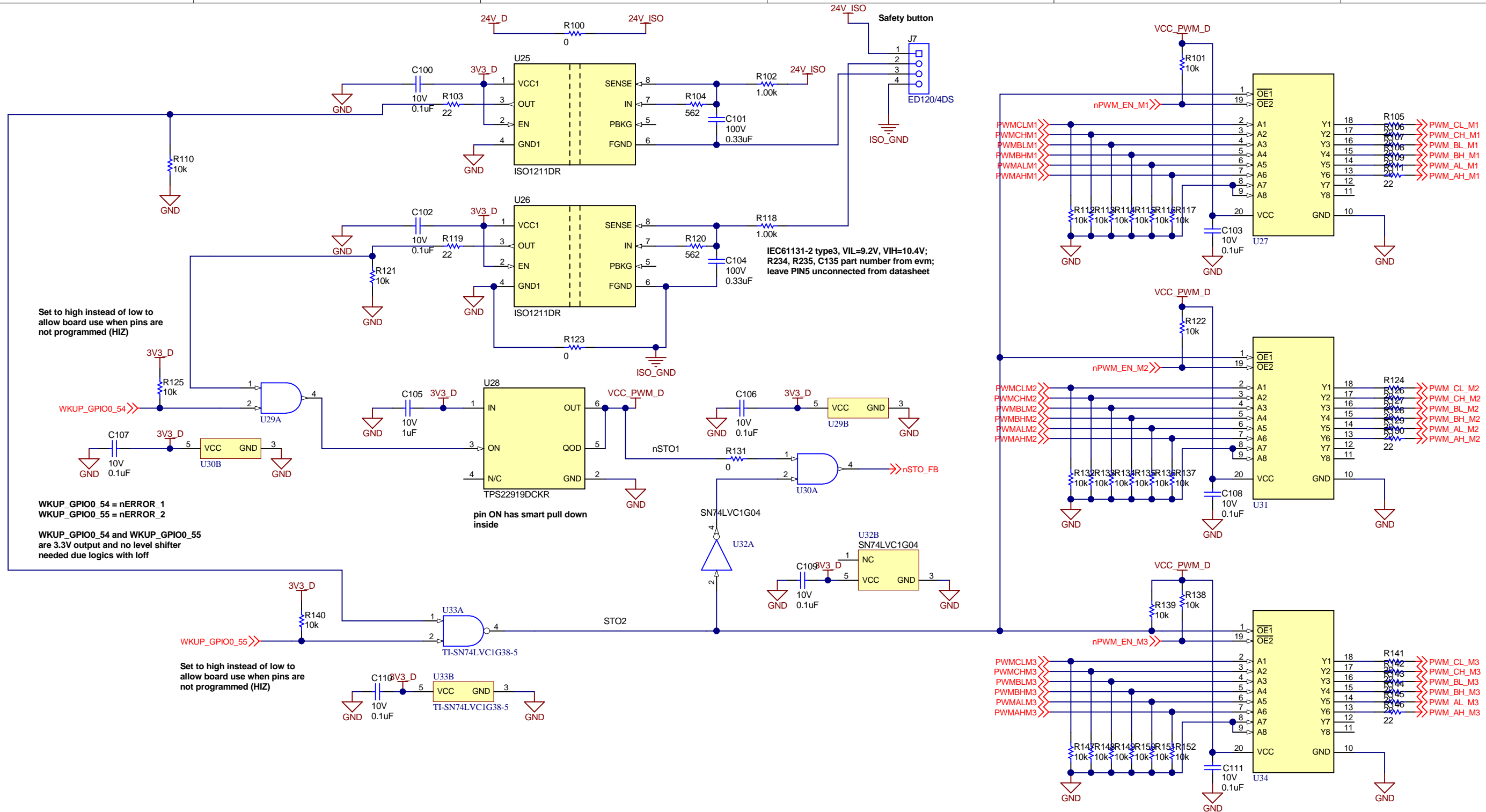


See TIDEP-01015-Block-Diagram.pptx for more details

Texas Instruments and/or its licensors do not warrant the accuracy or completeness of this specification or any information contained therein. Texas Instruments and/or its licensors do not warrant that this design will meet the specifications, will be suitable for your application or fit for any particular purpose, or will operate in an implementation. Texas Instruments and/or its licensors do not warrant that the design is production worthy. You should completely validate and test your design implementation to confirm the system functionality for your application.

Orderable: ChangeMe in variant	Designed for: Public Release	Mod. Date: 3/11/2019
TID #: TIDEP-01015	Project Title: Change in menu Project/Project Options/Parameters	
Number: TIDEP-01015	Rev: Rev E	Sheet Title:
SVN Rev: Not in version control	Assembly Variant: 001	Sheet: 1 of 3
Drawn By:	File: CoverSheet.SchDoc	Size: B
Engineer: Yuan Tan and K Mogensen	Contact: http://www.ti.com/support	

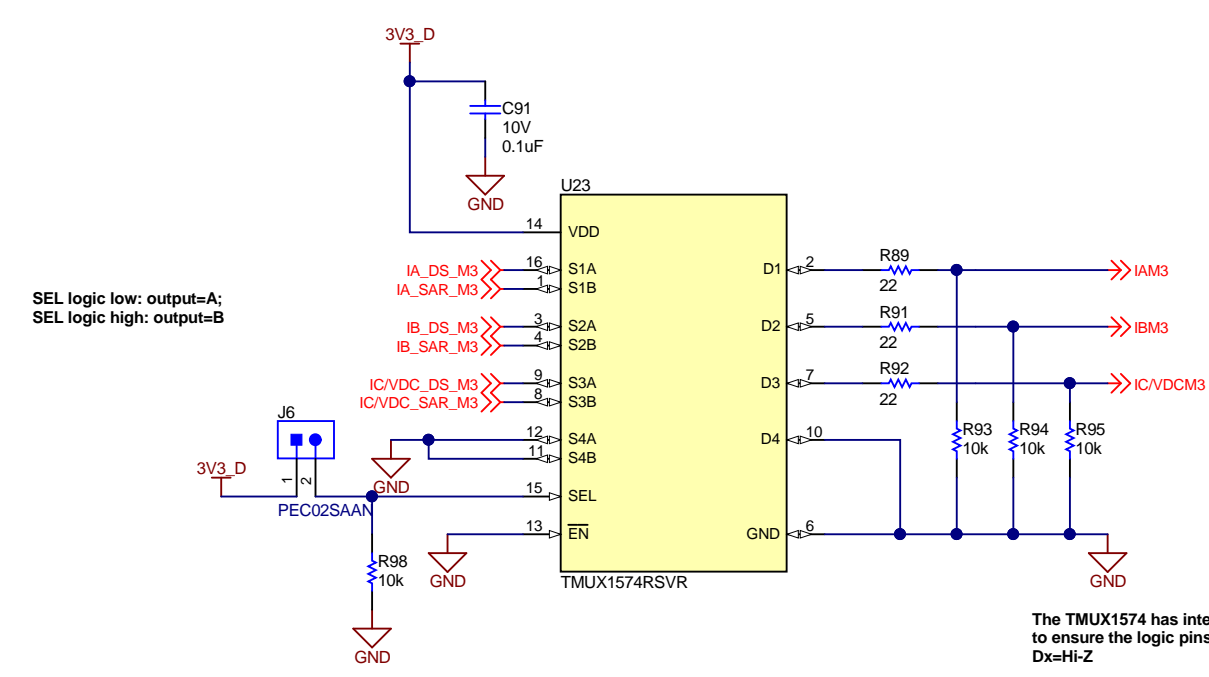
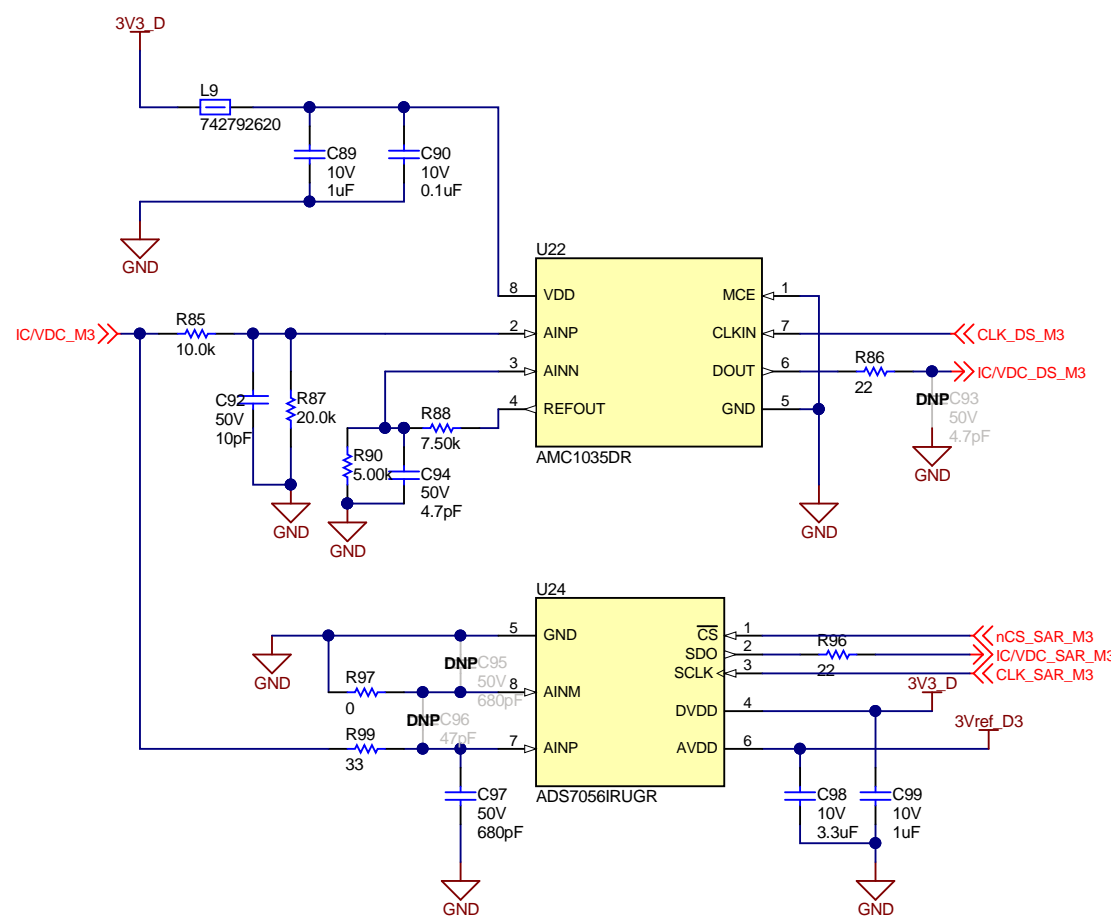
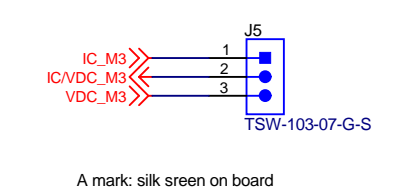
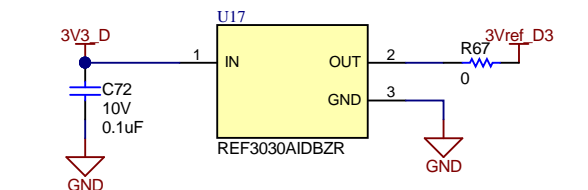
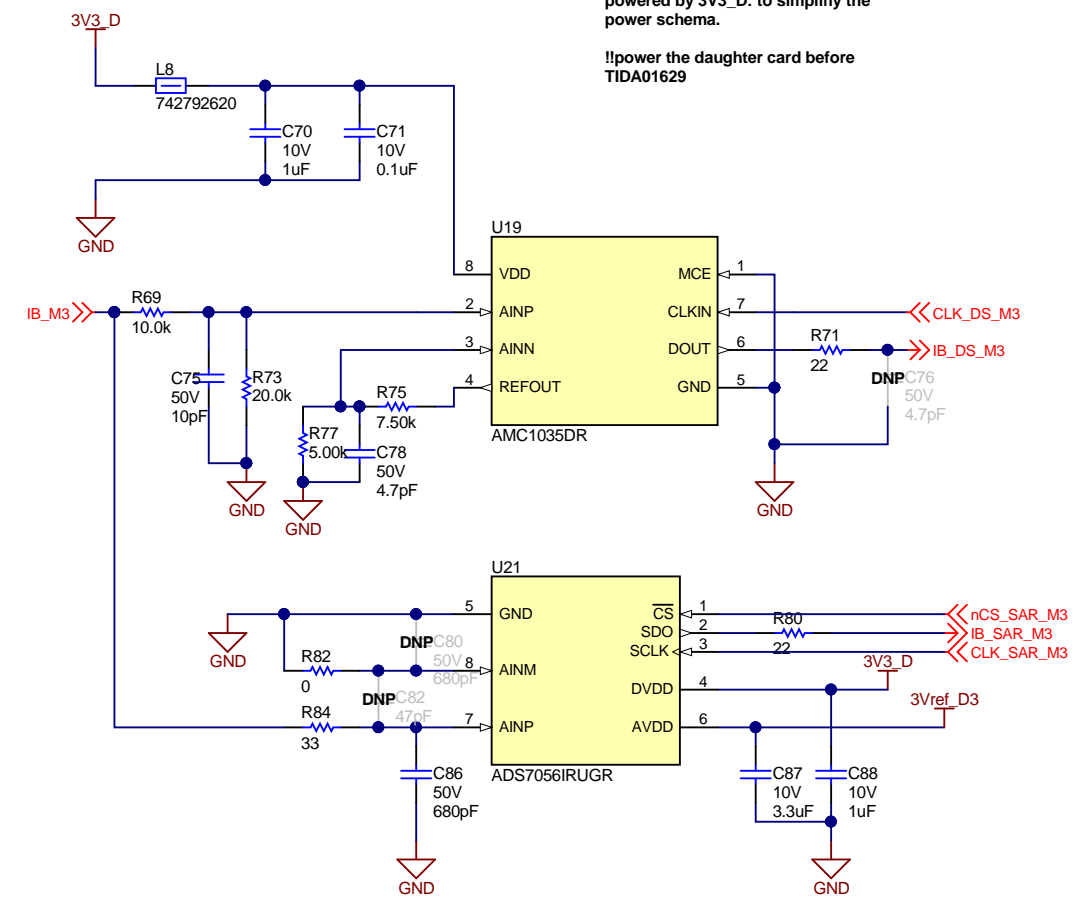
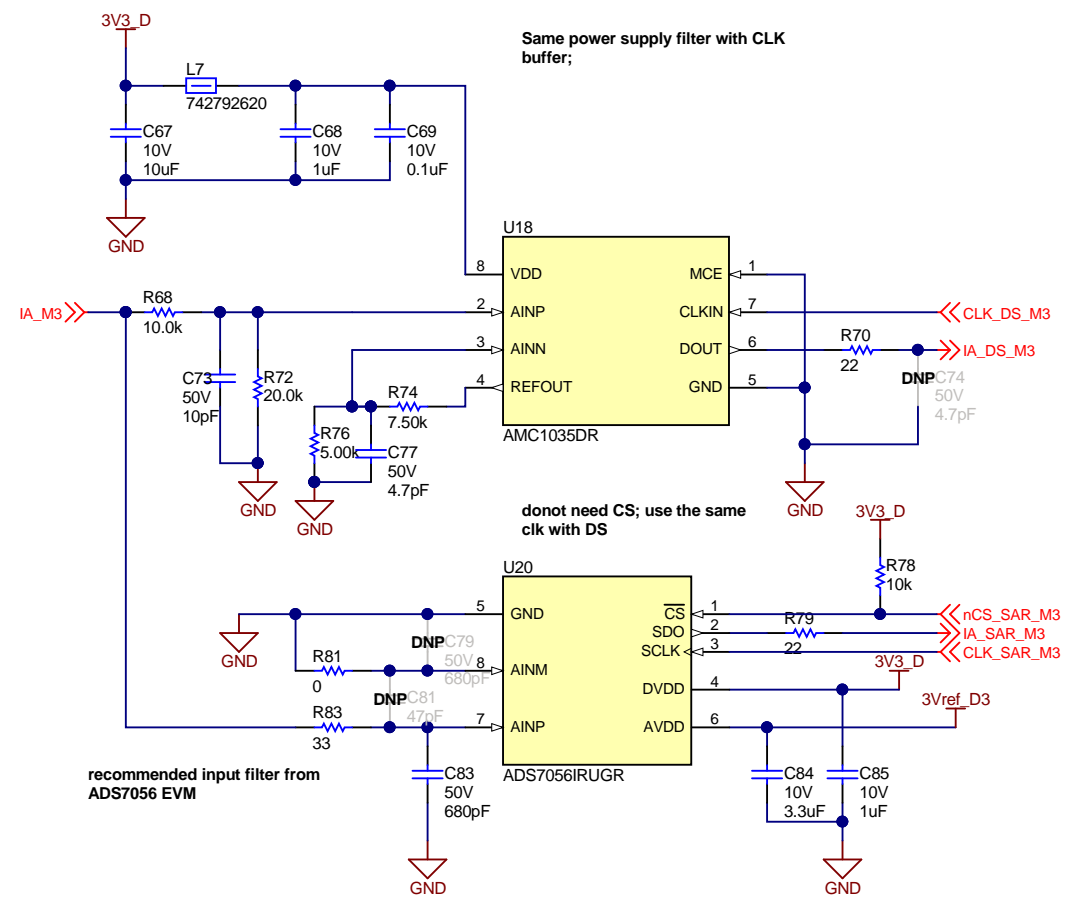




Orderable: ChangeMe in variant	Designed for: Public Release	Mod. Date: 4/9/2019
TID #: TIDEP-01015	Project Title: Change in menu Project/Parameters	
Number: TIDEP-01015	Rev: Rev E	Sheet Title: Parameters
SVN Rev: Not in version control	Assembly Variant: 001	Sheet: 2 of 3
Drawn By:	File: STO_SchDoc	Size: B
Engineer: Yuan Tan and K Mogensen	Contact: http://www.ti.com/support	

Texas Instruments and/or its licensors do not warrant the accuracy or completeness of this specification or any information contained therein. Texas Instruments and/or its licensors do not warrant that this design will meet the specifications, will be suitable for your application or fit for any particular purpose, or will operate in an implementation. Texas Instruments and/or its licensors do not warrant that the design is production worthy. You should completely validate and test your design implementation to confirm the system functionality for your application.





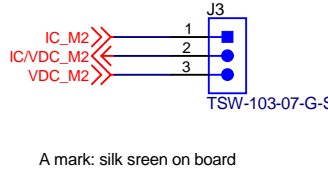
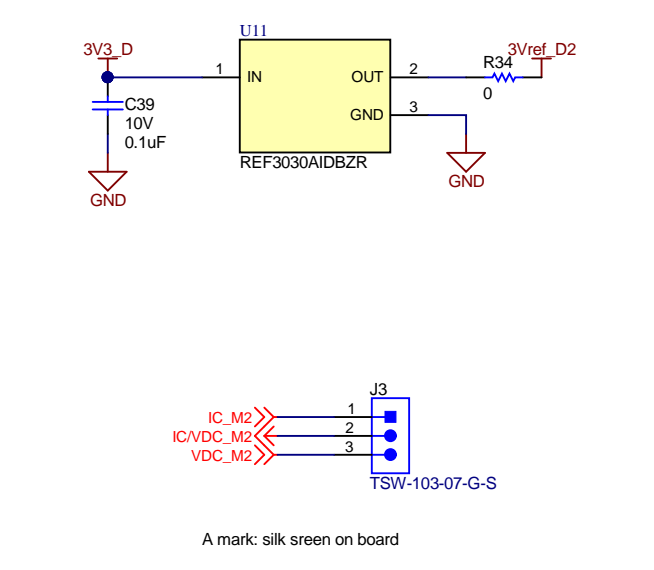
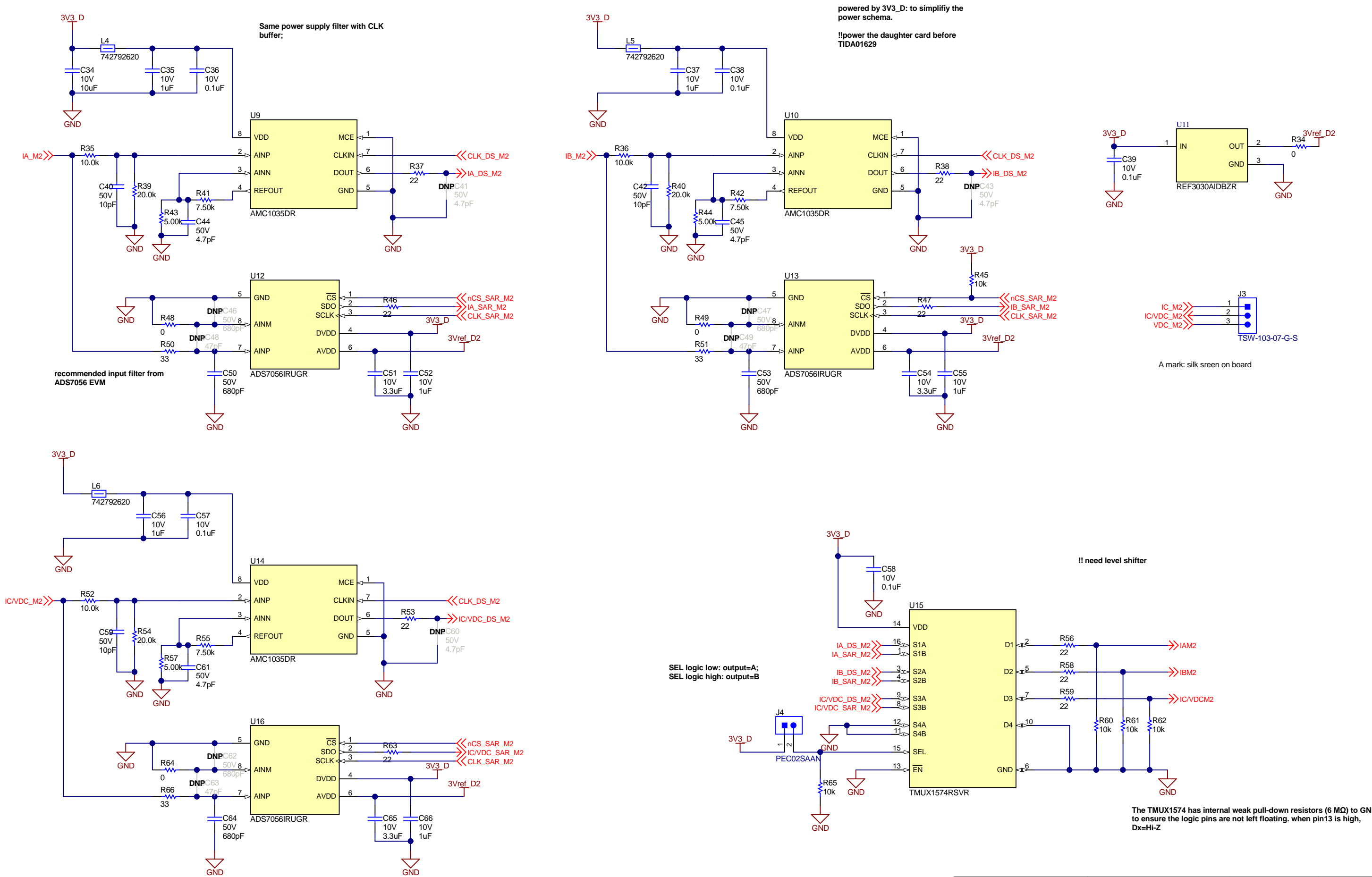
SEL logic low: output=A;  
SEL logic high: output=B

The TMUX1574 has internal weak pull-down resistors (6 MΩ) to GND to ensure the logic pins are not left floating. when pin13 is high, Dx=Hi-Z

Texas Instruments and/or its licensors do not warrant the accuracy or completeness of this specification or any information contained therein. Texas Instruments and/or its licensors do not warrant that this design will meet the specifications, will be suitable for your application or fit for any particular purpose, or will operate in an implementation. Texas Instruments and/or its licensors do not warrant that the design is production worthy. You should completely validate and test your design implementation to confirm the system functionality for your application.

Orderable: ChangeMe in variant	Designed for: Public Release	Mod. Date: 4/11/2019
TID #: TIDEP-01015	Project Title: Change in menu Project\Project Options\Parameters	
Number: TIDEP-01015	Rev: Rev E	Sheet Title:
SVN Rev: Not in version control	Assembly Variant: 001	Sheet: 2 of 3
Drawn By:	File: Signal chain_M3.SchDoc	Size: B
Engineer: Yuan Tan and K Mogensen	Contact: http://www.ti.com/support	





SEL logic low: output=A;  
SEL logic high: output=B

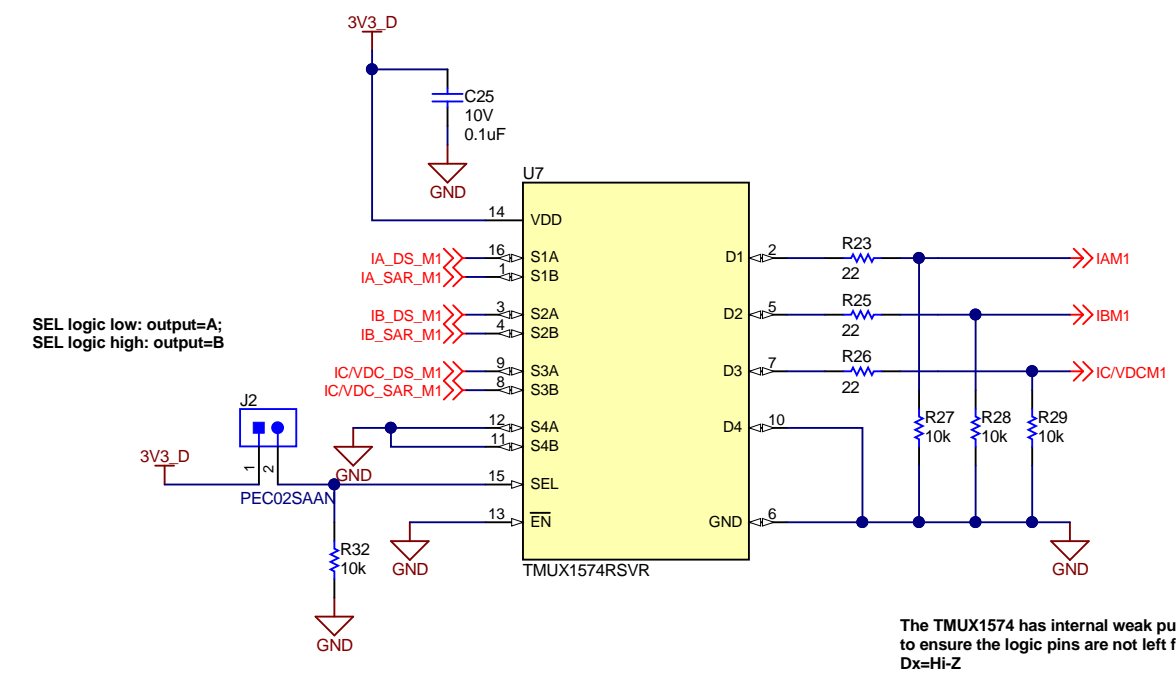
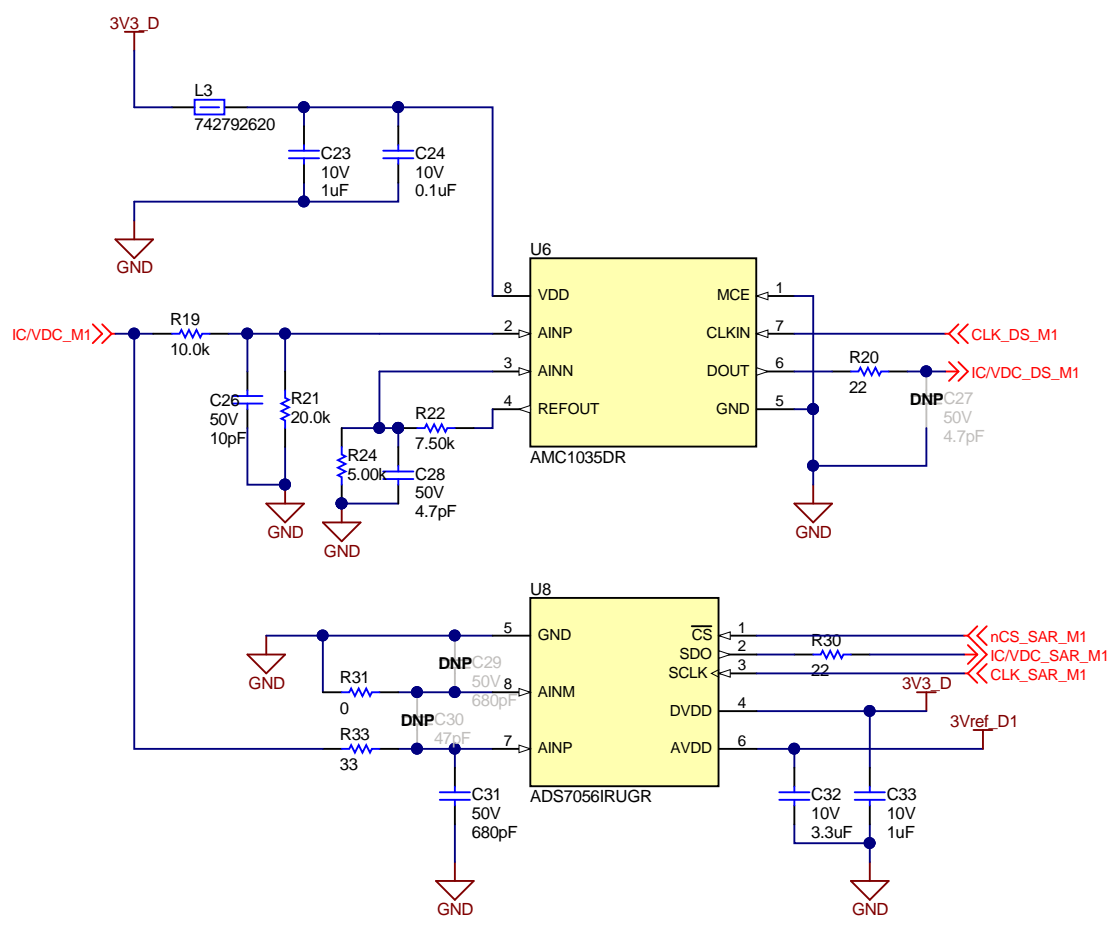
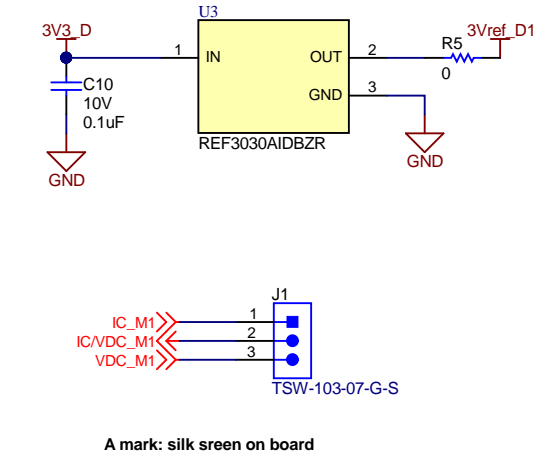
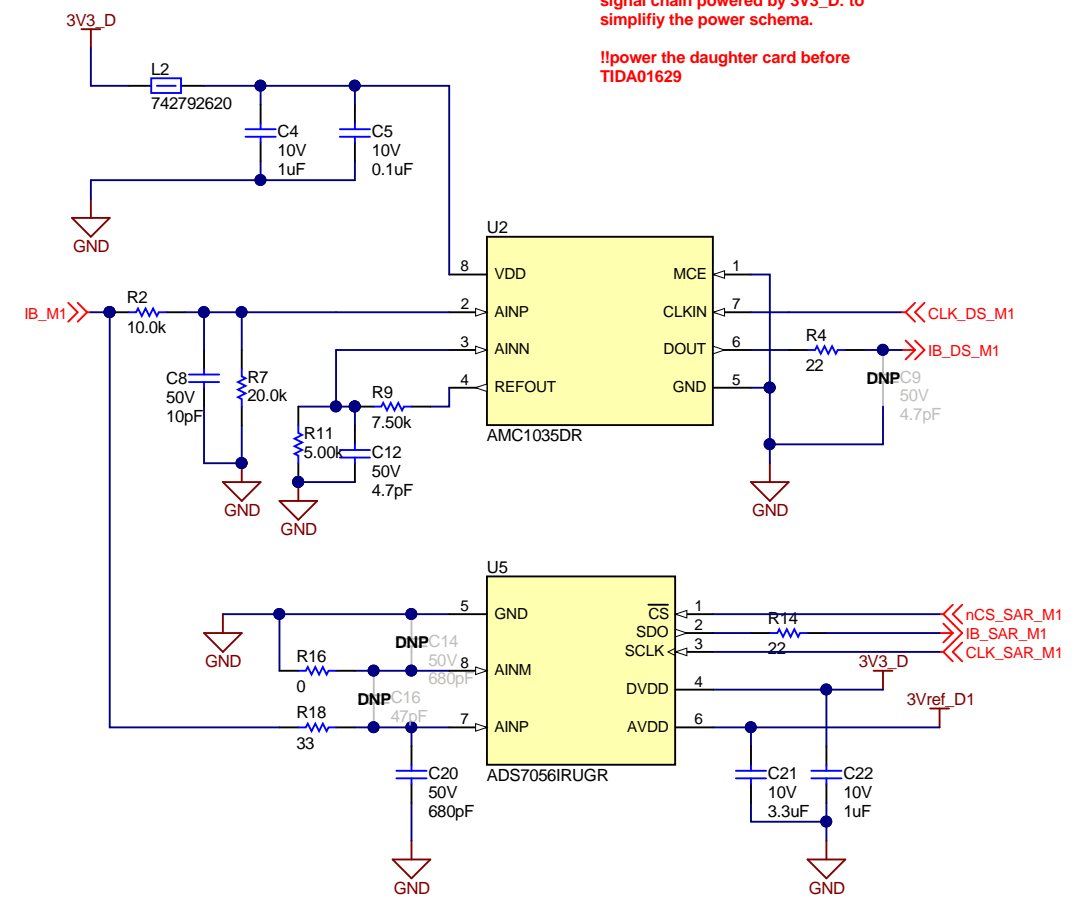
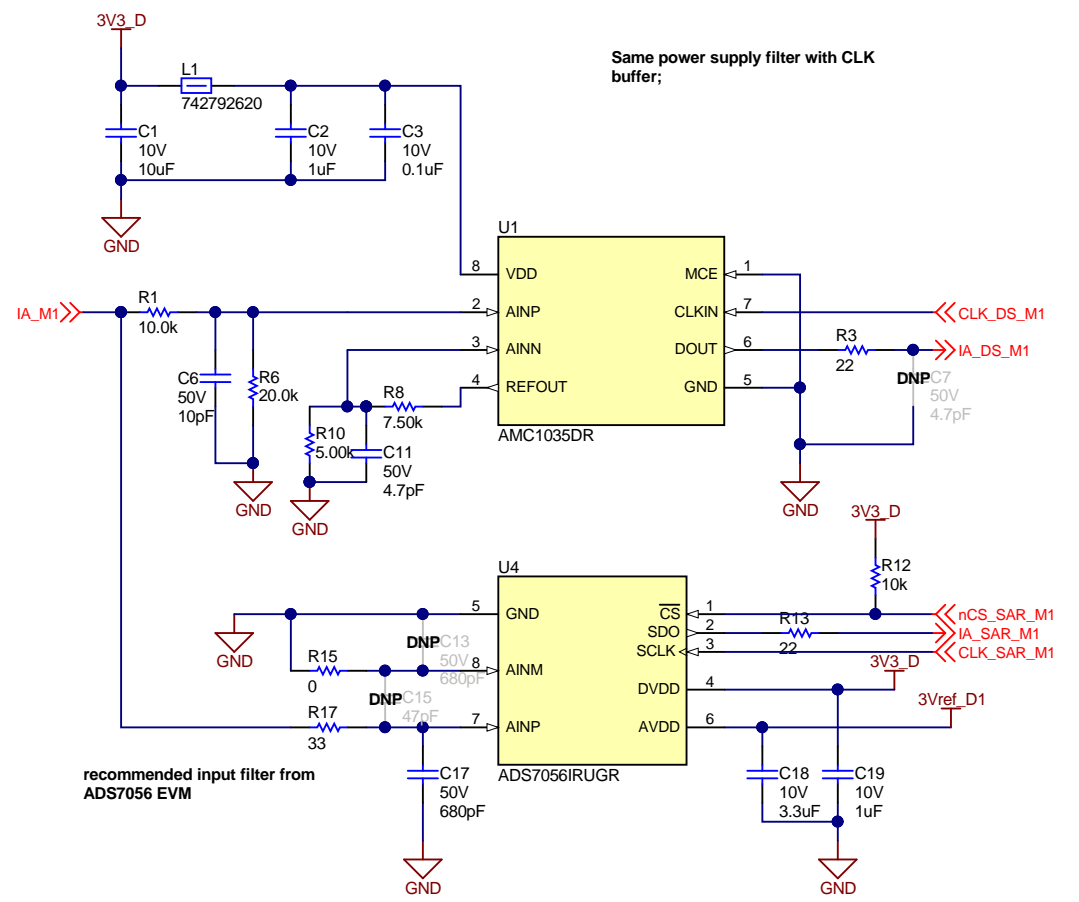
!! need level shifter

The TMUX1574 has internal weak pull-down resistors (6 MΩ) to ensure the logic pins are not left floating. when pin13 is high, Dx=HI-Z

Orderable: ChangeMe in variant	Designed for: Public Release	Mod. Date: 4/9/2019
TID #: TIDEP-01015	Project Title: Change in menu Project/Project Options/Parameters	
Number: TIDEP-01015	Rev: Rev E	Sheet Title:
SVN Rev: Not in version control	Assembly Variant: 001	Sheet: 2 of 3
Drawn By:	File: Signal chain_M2.SchDoc	Size: B
Engineer: Yuan Tan and K Mogensen	Contact: http://www.ti.com/support	

Texas Instruments and/or its licensors do not warrant the accuracy or completeness of this specification or any information contained therein. Texas Instruments and/or its licensors do not warrant that this design will meet the specifications, will be suitable for your application or fit for any particular purpose, or will operate in an implementation. Texas Instruments and/or its licensors do not warrant that the design is production worthy. You should completely validate and test your design implementation to confirm the system functionality for your application.

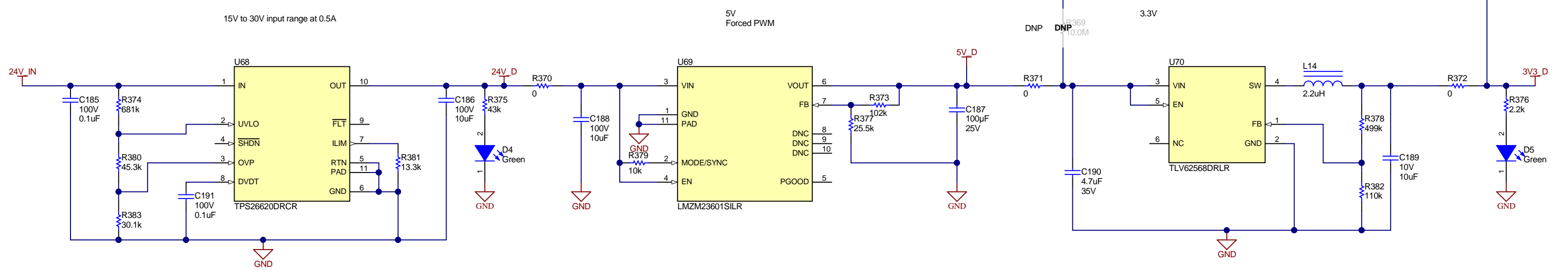
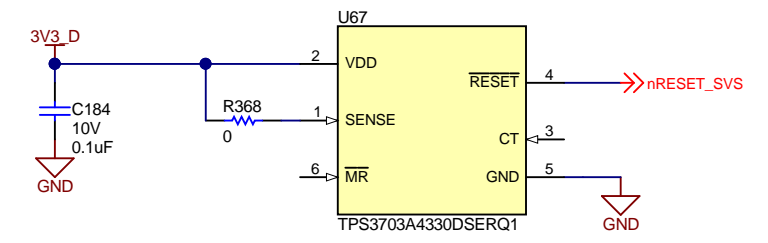
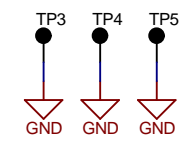
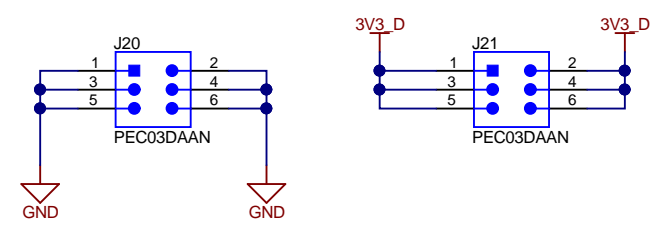
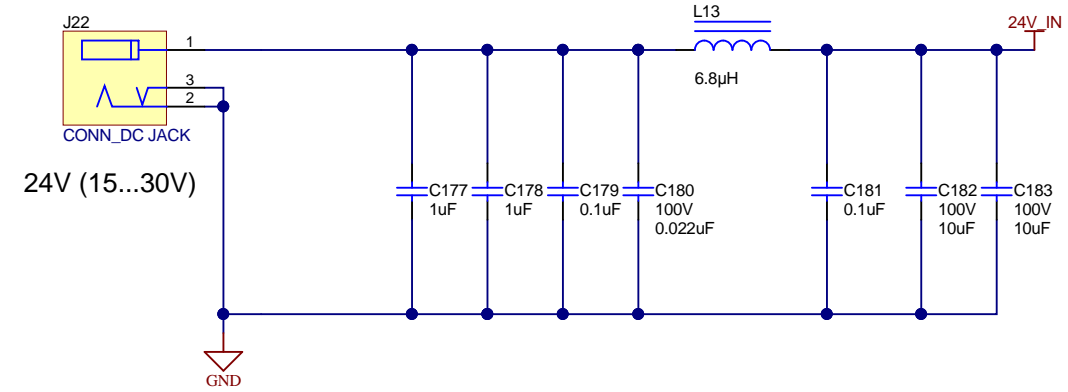




Texas Instruments and/or its licensors do not warrant the accuracy or completeness of this specification or any information contained therein. Texas Instruments and/or its licensors do not warrant that this design will meet the specifications, will be suitable for your application or fit for any particular purpose, or will operate in an implementation. Texas Instruments and/or its licensors do not warrant that the design is production worthy. You should completely validate and test your design implementation to confirm the system functionality for your application.

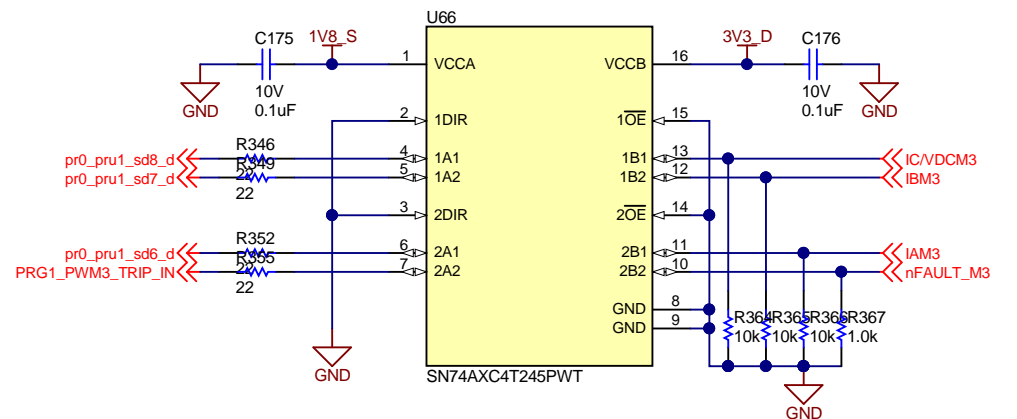
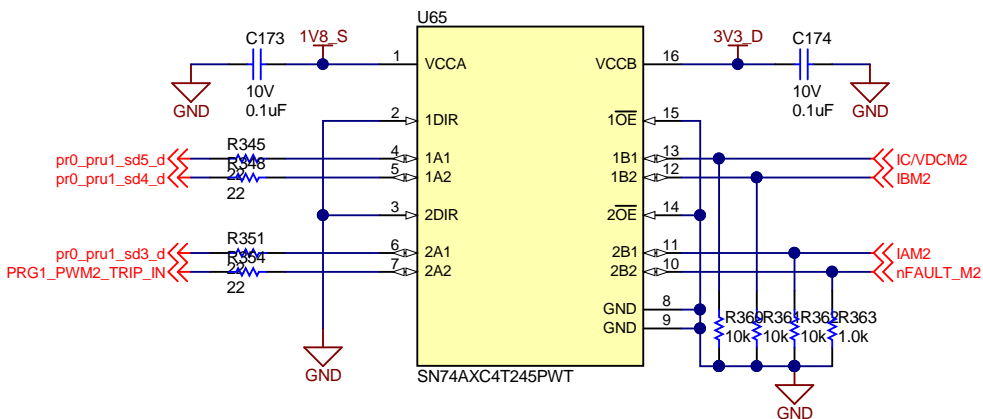
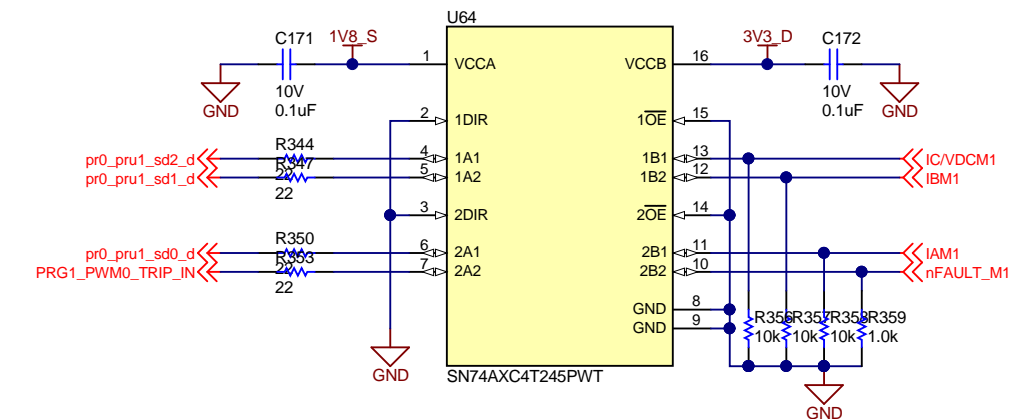
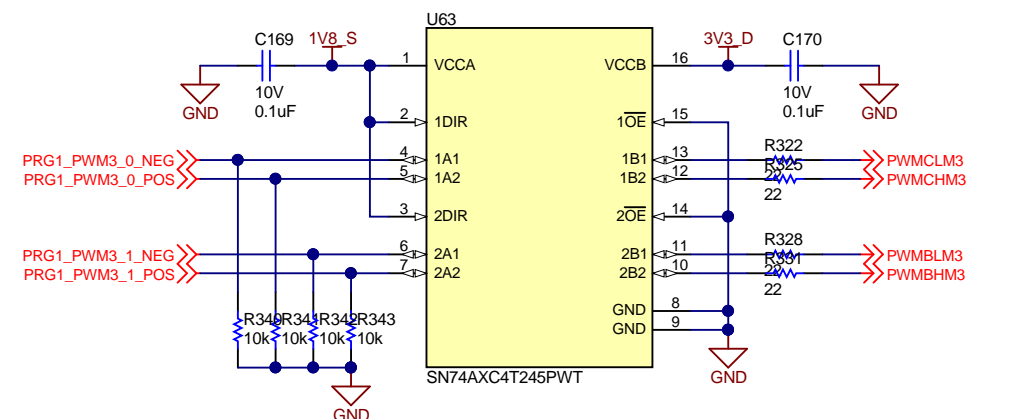
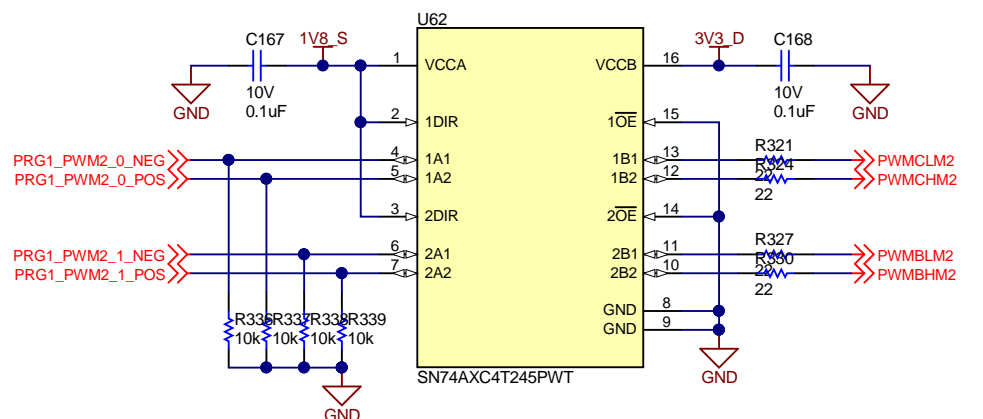
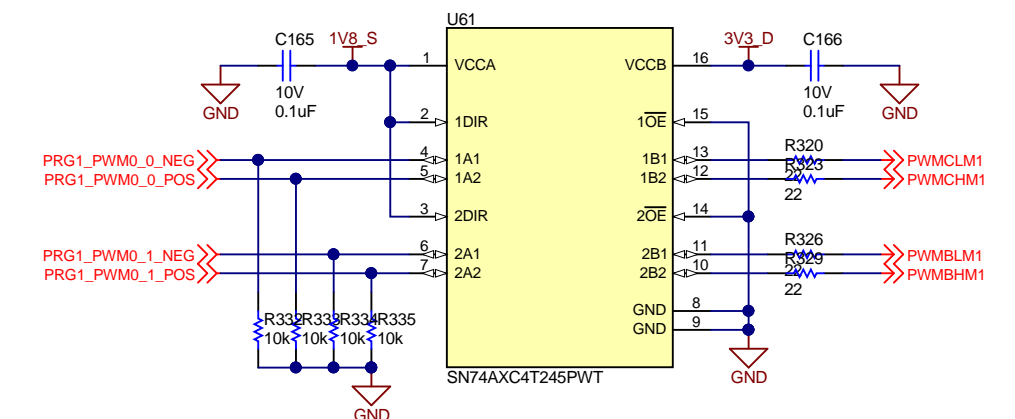
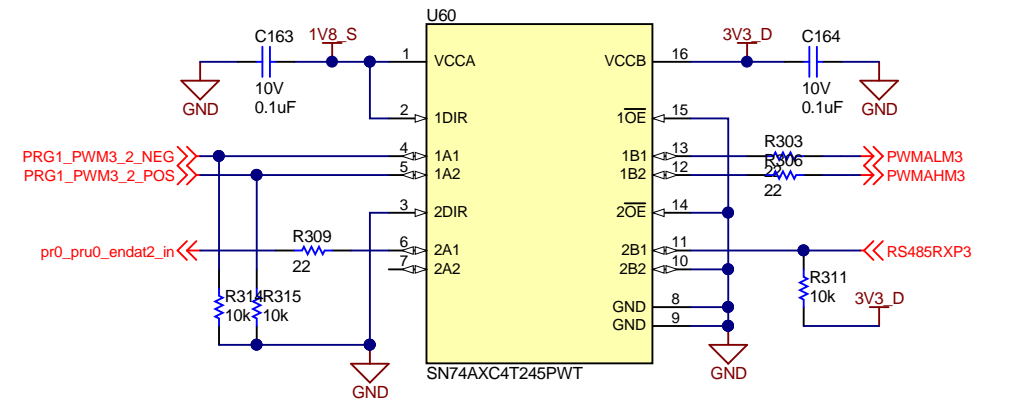
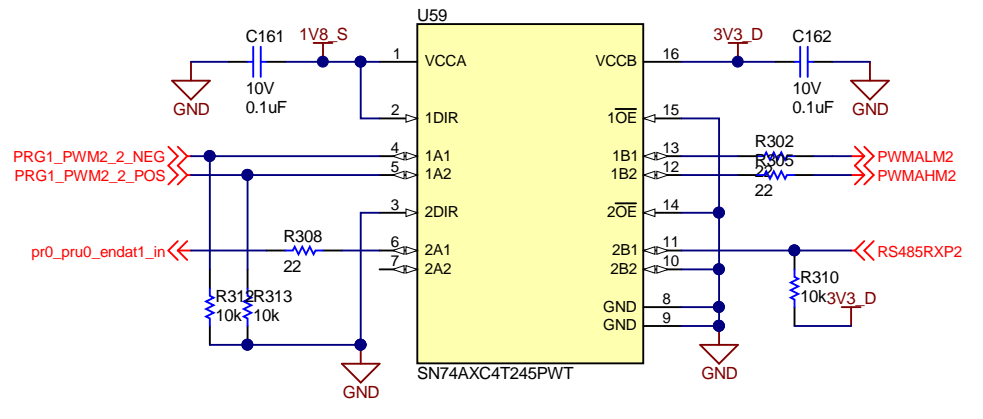
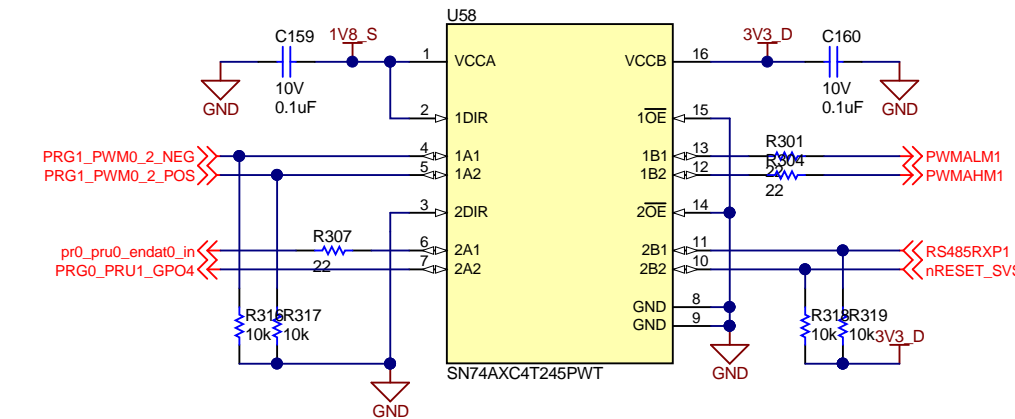
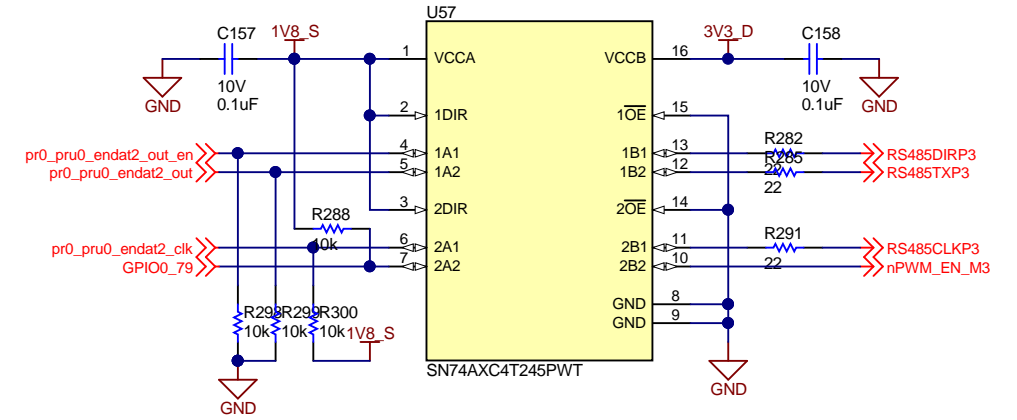
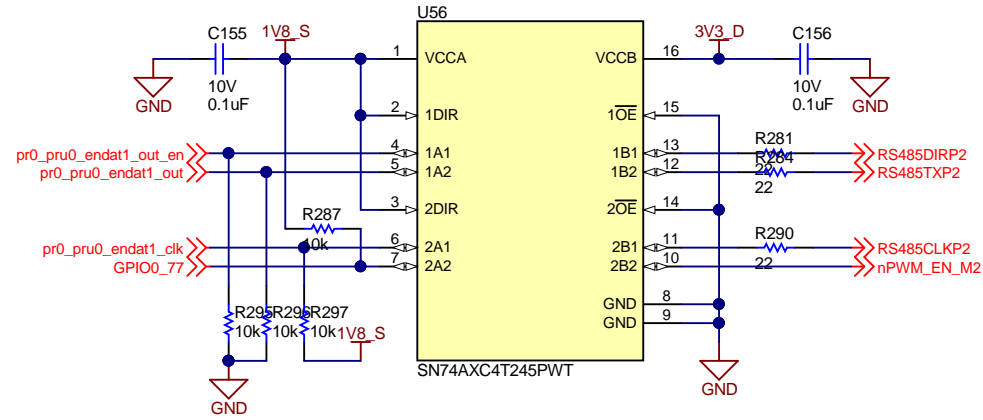
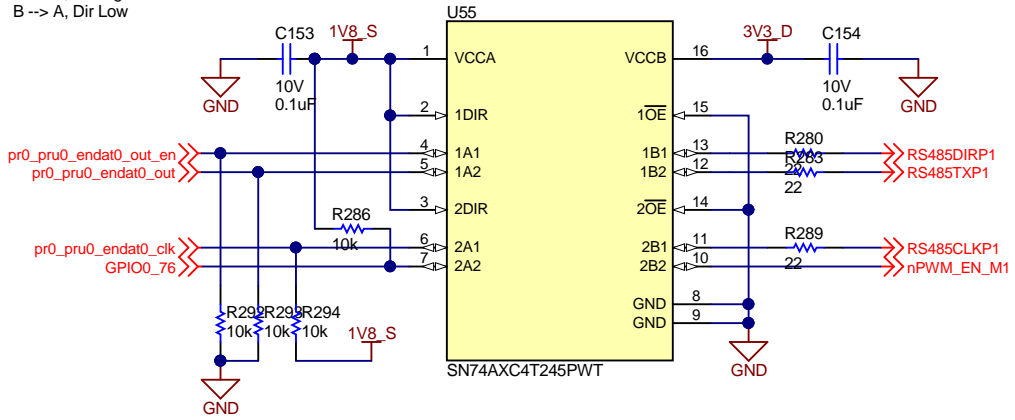
Orderable: ChangeMe in variant	Designed for: Public Release	Mod. Date: 4/11/2019
TID #: TIDEP-01015	Project Title: Change in menu Project\Project Options\Parameters	
Number: TIDEP-01015	Rev: Rev E	Sheet Title:
SVN Rev: Not in version control	Assembly Variant: 001	Sheet: 2 of 3
Drawn By:	File: Signal chain_M1.SchDoc	Size: B
Engineer: Yuan Tan and K Mogensen	Contact: http://www.ti.com/support	





Texas Instruments and/or its licensors do not warrant the accuracy or completeness of this specification or any information contained therein. Texas Instruments and/or its licensors do not warrant that this design will meet the specifications, will be suitable for your application or fit for any particular purpose, or will operate in an implementation. Texas Instruments and/or its licensors do not warrant that the design is production worthy. You should completely validate and test your design implementation to confirm the system functionality for your application.

SN74AXC4T245  
 A -> B, Dir High  
 B -> A, Dir Low

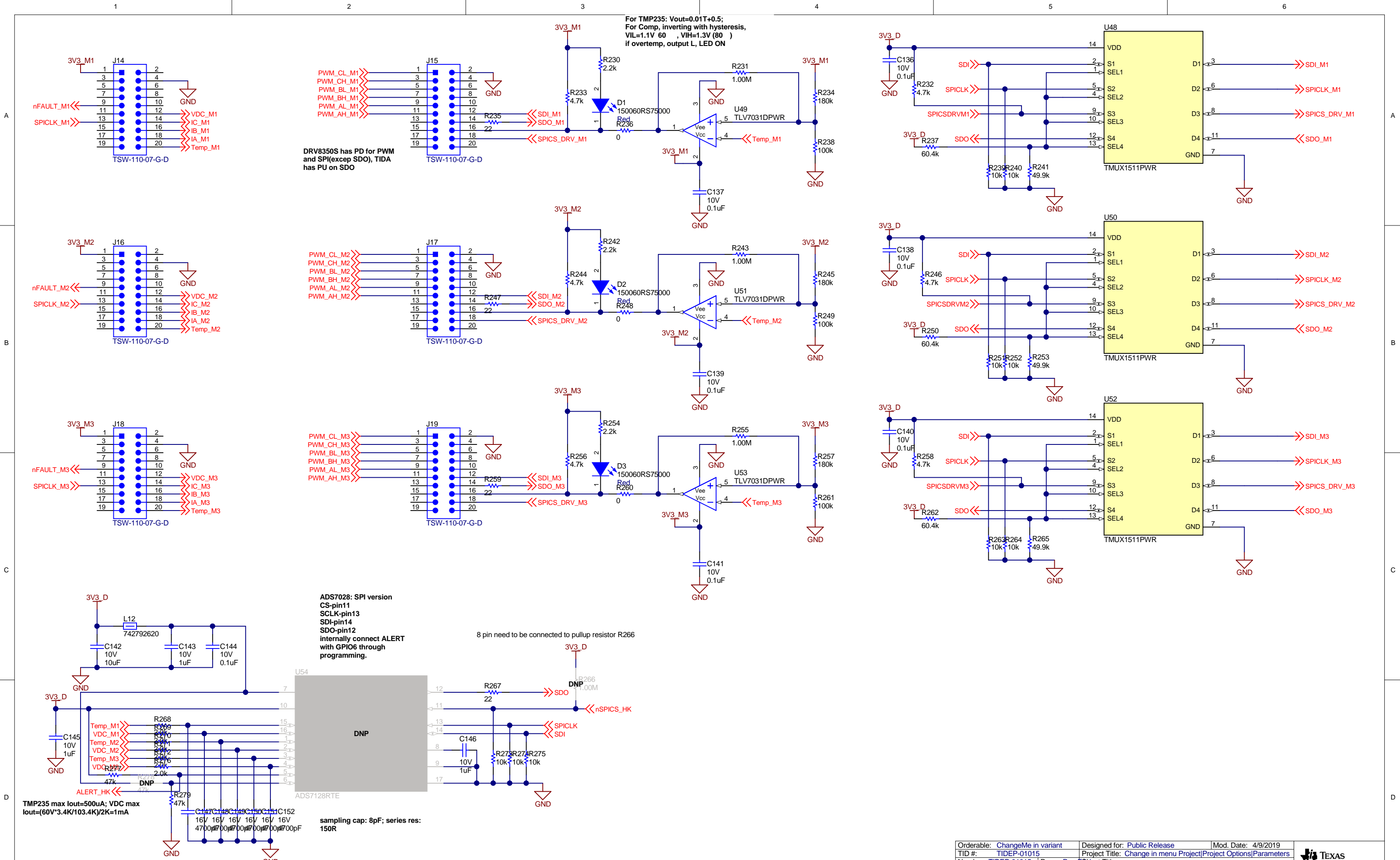


Texas Instruments and/or its licensors do not warrant the accuracy or completeness of this specification or any information contained therein. Texas Instruments and/or its licensors do not warrant that this design will meet the specifications, will be suitable for your application or fit for any particular purpose, or will operate in an implementation. Texas Instruments and/or its licensors do not warrant that the design is production worthy. You should completely validate and test your design implementation to confirm the system functionality for your application.

Orderable: ChangeMe in variant	Designed for: Public Release	Mod. Date: 4/9/2019
TID #: TIDEP-01015	Project Title: Change in menu Project Options/Parameters	
Number: TIDEP-01015	Rev: Rev Sheet Title:	
SVN Rev: Not in version control	Assembly Variant: 001	Sheet: 2 of 3
Drawn By:	File: Level shifter.SchDoc	Size: B
Engineer: Yuan Tan and K Mogensen	Contact: http://www.ti.com/support	



© Texas Instruments 2019



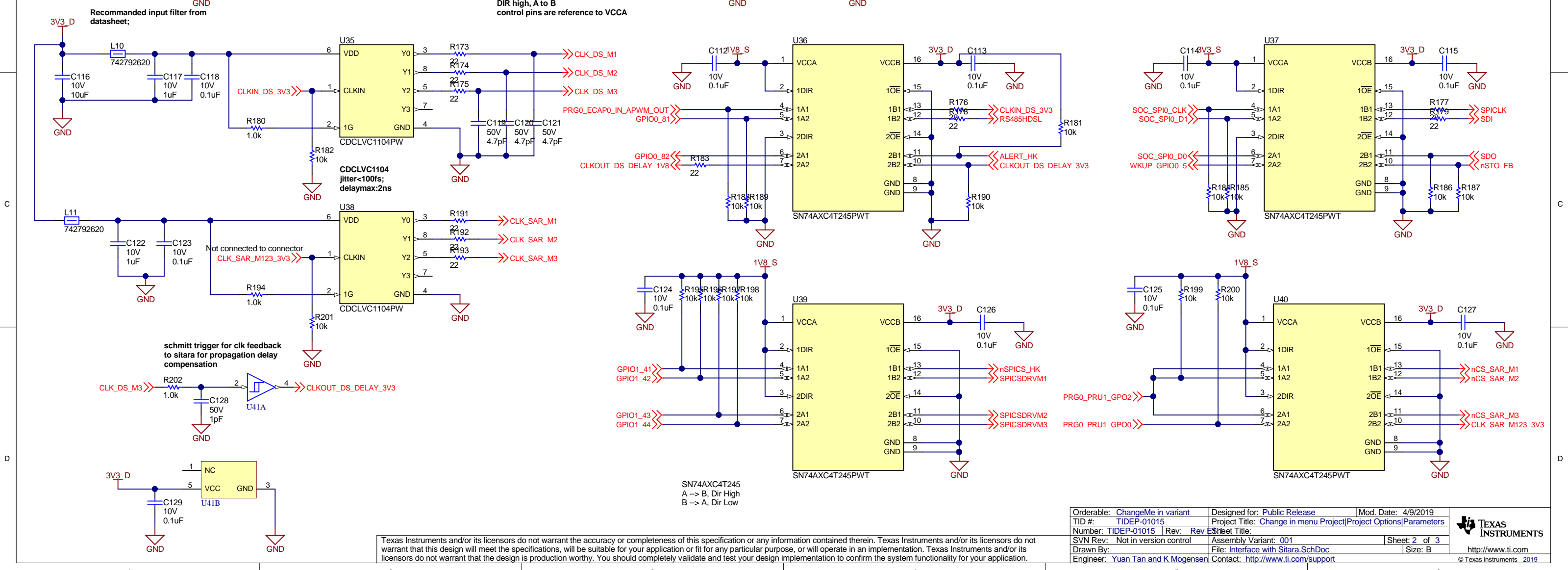
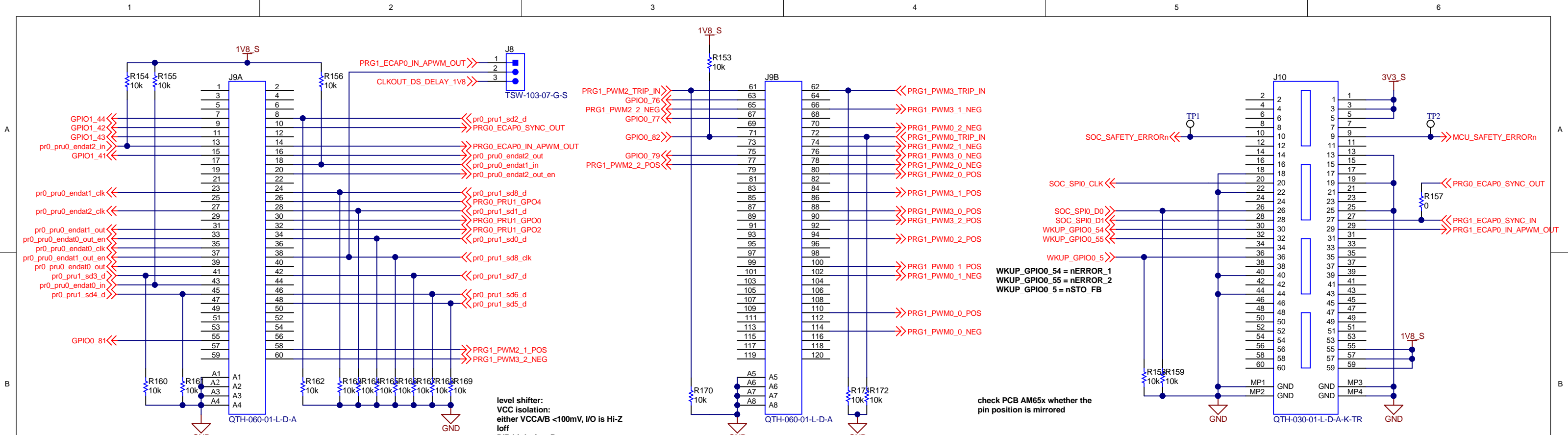
Orderable: ChangeMe in variant	Designed for: Public Release	Mod. Date: 4/9/2019
TID #: TIDEP-01015	Project Title: Change in menu Project\Project Options\Parameters	
Number: TIDEP-01015	Rev: Rev E	Sheet Title:
SVN Rev: Not in version control	Assembly Variant: 001	Sheet: 2 of 3
Drawn By:	File: Interface with TIDA1629.SchDoc	Size: B
Engineer: Yuan Tan and K Mogensen	Contact: http://www.ti.com/support	

Texas Instruments and/or its licensors do not warrant the accuracy or completeness of this specification or any information contained therein. Texas Instruments and/or its licensors do not warrant that this design will meet the specifications, will be suitable for your application or fit for any particular purpose, or will operate in an implementation. Texas Instruments and/or its licensors do not warrant that the design is production worthy. You should completely validate and test your design implementation to confirm the system functionality for your application.









Texas Instruments and/or its licensors do not warrant the accuracy or completeness of this specification or any information contained therein. Texas Instruments and/or its licensors do not warrant that this design will meet the specifications, will be suitable for your application or fit for any particular purpose, or will operate in an implementation. Texas Instruments and/or its licensors do not warrant that the design is production worthy. You should completely validate and test your design implementation to confirm the system functionality for your application.

1

2

3

4

5

6

A

A

B

B


C

C

D

D

Texas Instruments and/or its licensors do not warrant the accuracy or completeness of this specification or any information contained therein. Texas Instruments and/or its licensors do not warrant that this design will meet the specifications, will be suitable for your application or fit for any particular purpose, or will operate in an implementation. Texas Instruments and/or its licensors do not warrant that the design is production worthy. You should completely validate and test your design implementation to confirm the system functionality for your application.

Orderable: <a href="#">ChangeMe in variant</a>	Designed for: <a href="#">Public Release</a>	Mod. Date: <a href="#">3/7/2019</a>	 <b>TEXAS INSTRUMENTS</b> <a href="http://www.ti.com">http://www.ti.com</a> <small>© Texas Instruments 2019</small>
TID #: <a href="#">TIDEP-01015</a>	Project Title: <a href="#">Change in menu Project Project Options Parameters</a>		
Number: <a href="#">TIDEP-01015</a>	Rev: <a href="#">Rev E</a>	Sheet Title:	
SVN Rev: <a href="#">Not in version control</a>	Assembly Variant: <a href="#">001</a>	Sheet: <a href="#">2 of 3</a>	
Drawn By:	File: <a href="#">BlankSheet.SchDoc</a>	Size: <a href="#">B</a>	
Engineer: <a href="#">Yuan Tan and K Mogensen</a>	Contact: <a href="http://www.ti.com/support">http://www.ti.com/support</a>		

1


2

3

4

5

6



PCB Number: TIDEP-01015  
PCB Rev: Rev E1.1

PCB  
LOGO  
Texas Instruments

PCB  
LOGO  
FCC disclaimer

PCB  
LOGO  
WEEE logo

**A** You should delete the nylon screws/standoffs and/or the bumpons as needed for your design (or substitute other parts from Hardware.IntLib). Bumpons are cheaper, but provide less clearance.

Deleting anything else from this page may result in your EVM submission being rejected (until you add them back).

Update the Label Text in the Label Table as needed for each Assembly Variant.

You should delete this note too.

LBL1  
PCB Label  
THT-14-423-10  
Size: 0.65" x 0.20 "

Variant/Label Table	
Variant	Label Text
001	ChangeMe!
002	ChangeMe!